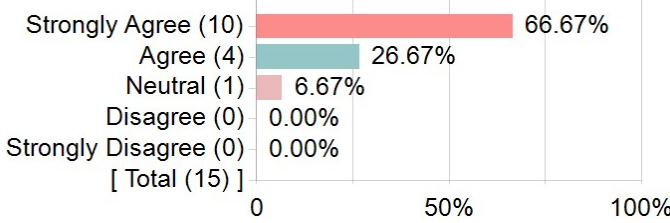
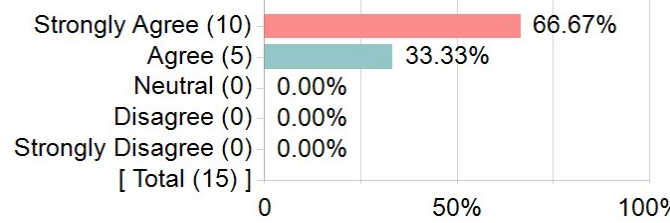


MEJO Individual Evaluation Report for MEJO 121-013 INTRO TO DIGITAL STORYTELLING by Madison Cavalchire

Project Title: **UNC Hussman School of Journalism and Media Course Evaluations for Spring 2021**

Course Audience: **18**
Responses Received: **15**
Response Ratio: **83.33%**

Common Questions About the Course

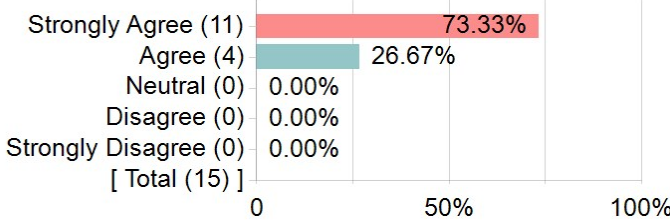
1. The course syllabus, learning objectives, schedule and grading scheme were clear to me.	2. The course content included a variety of cultures and/or perspectives, acknowledging diversity of society, thought and opinion.																
																	
<table border="1" style="width: 100%; border-collapse: collapse;"> <thead> <tr> <th style="text-align: left;">Statistics</th> <th style="text-align: right;">Value</th> </tr> </thead> <tbody> <tr> <td>Mean</td> <td style="text-align: right;">4.60</td> </tr> <tr> <td>Median</td> <td style="text-align: right;">5.00</td> </tr> <tr> <td>Standard Deviation</td> <td style="text-align: right;">0.63</td> </tr> </tbody> </table>	Statistics	Value	Mean	4.60	Median	5.00	Standard Deviation	0.63	<table border="1" style="width: 100%; border-collapse: collapse;"> <thead> <tr> <th style="text-align: left;">Statistics</th> <th style="text-align: right;">Value</th> </tr> </thead> <tbody> <tr> <td>Mean</td> <td style="text-align: right;">4.67</td> </tr> <tr> <td>Median</td> <td style="text-align: right;">5.00</td> </tr> <tr> <td>Standard Deviation</td> <td style="text-align: right;">0.49</td> </tr> </tbody> </table>	Statistics	Value	Mean	4.67	Median	5.00	Standard Deviation	0.49
Statistics	Value																
Mean	4.60																
Median	5.00																
Standard Deviation	0.63																
Statistics	Value																
Mean	4.67																
Median	5.00																
Standard Deviation	0.49																

Common Questions About the Course (School Norm)

Question	Course						School (SOJ-ORG)					
	Response Count	Mean	Standard Deviation	Median	Min	Max	Response Count	Mean	Standard Deviation	Median	Min	Max
The course syllabus, learning objectives, schedule and grading scheme were clear to me.	15	4.60	0.63	5.00	3.00	5.00	2065	4.37	0.87	5.00	1.00	5.00
The course content included a variety of cultures and/or perspectives, acknowledging diversity of society, thought and opinion.	15	4.67	0.49	5.00	4.00	5.00	2047	4.44	0.77	5.00	1.00	5.00
Overall	-	4.63	0.56	-	-	-	-	4.41	-	-	-	-

Undergraduate Skills - About the Course

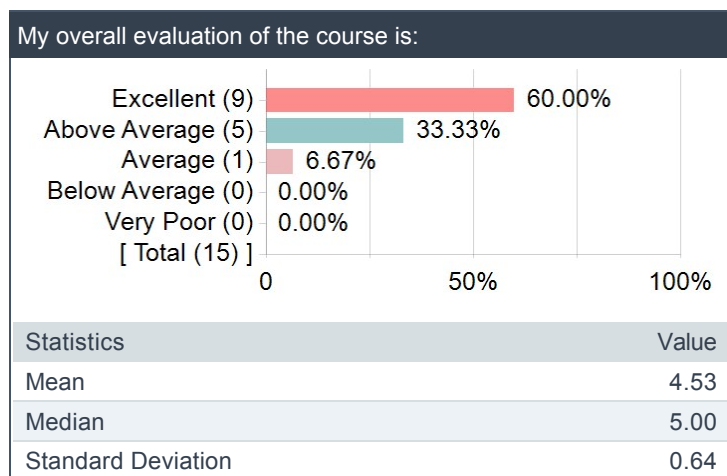
The course helped me develop the ability to communicate clearly about this subject.

The course helped me develop the ability to communicate clearly about this subject.								
								
<table border="1" style="width: 100%; border-collapse: collapse;"> <thead> <tr> <th style="text-align: left;">Statistics</th> <th style="text-align: right;">Value</th> </tr> </thead> <tbody> <tr> <td>Mean</td> <td style="text-align: right;">4.73</td> </tr> <tr> <td>Median</td> <td style="text-align: right;">5.00</td> </tr> <tr> <td>Standard Deviation</td> <td style="text-align: right;">0.46</td> </tr> </tbody> </table>	Statistics	Value	Mean	4.73	Median	5.00	Standard Deviation	0.46
Statistics	Value							
Mean	4.73							
Median	5.00							
Standard Deviation	0.46							

Undergraduate Skills - About the Course (School Norm)

Question	Course						School (SOJ-ORG)					
	Response Count	Mean	Standard Deviation	Median	Min	Max	Response Count	Mean	Standard Deviation	Median	Min	Max
The course helped me develop the ability to communicate clearly about this subject.	15	4.73	0.46	5.00	4.00	5.00	888	4.55	0.67	5.00	1.00	5.00
Overall	-	4.73	0.46	-	-	-	-	4.55	-	-	-	-

My overall evaluation of the course is:



My overall evaluation of the course is: (School Norm)

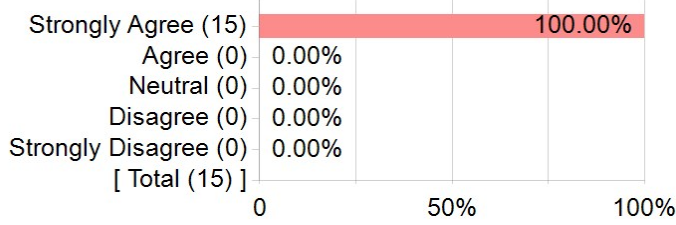
Question	Course						School (SOJ-ORG)					
	Response Count	Mean	Standard Deviation	Median	Min	Max	Response Count	Mean	Standard Deviation	Median	Min	Max
My overall evaluation of the course is:	15	4.53	0.64	5.00	3.00	5.00	2066	4.38	0.84	5.00	1.00	5.00
Overall	-	4.53	0.64	-	-	-	-	4.38	-	-	-	-

Please use this space to comment on any of the previous items in relation to the course:

Comments
The "above and beyond" aspect is often times unfair for grading. It can be subjective and we were often not taught enough to attempt it.
the above and beyond syllabus can be frustrating
Loved this class!
I really enjoyed this class, but no matter how hard I work, I feel like I could never achieve the grade I truly wanted
I LOVE U MADDISON
Great course to gain creative freedom and express oneself in different ways.

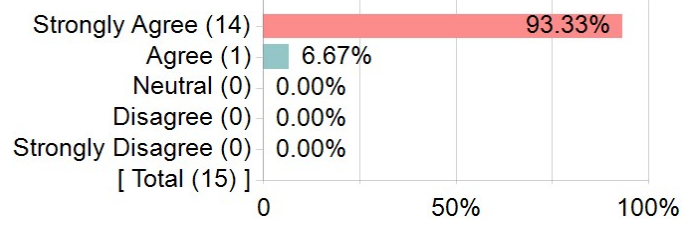
Questions About Madison Cavalchire

1. The instructor provided opportunities to ask questions of and/or provide comments to the instructor (in class, during office hours, via e-mail, etc.).



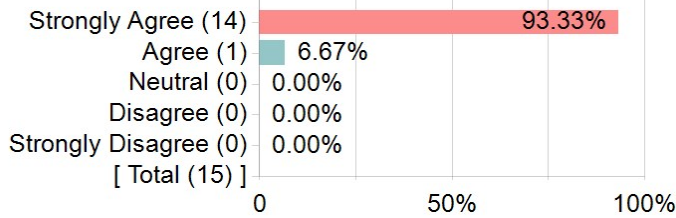
Statistics	Value
Mean	5.00
Median	5.00
Standard Deviation	0.00

2. The instructor provided feedback that allowed me to improve upon my work throughout the semester.



Statistics	Value
Mean	4.93
Median	5.00
Standard Deviation	0.26

3. The instructor skillfully facilitated student involvement and collaboration in the online environment.



Statistics	Value
Mean	4.93
Median	5.00
Standard Deviation	0.26

Questions About Madison Cavalchire (School Norm)

Question	Course						School (SOJ-ORG)					
	Response Count	Mean	Standard Deviation	Median	Min	Max	Response Count	Mean	Standard Deviation	Median	Min	Max
The instructor provided opportunities to ask questions of and/or provide comments to the instructor (in class, during office hours, via e-mail, etc.).	15	5.00	0.00	5.00	5.00	5.00	2284	4.73	0.54	5.00	1.00	5.00
The instructor provided feedback that allowed me to improve upon my work throughout the semester.	15	4.93	0.26	5.00	4.00	5.00	2278	4.44	0.86	5.00	1.00	5.00
The instructor skillfully facilitated student involvement and collaboration in the online environment.	15	4.93	0.26	5.00	4.00	5.00	2277	4.56	0.74	5.00	1.00	5.00
Overall	-	4.96	0.21	-	-	-	-	4.58	-	-	-	-

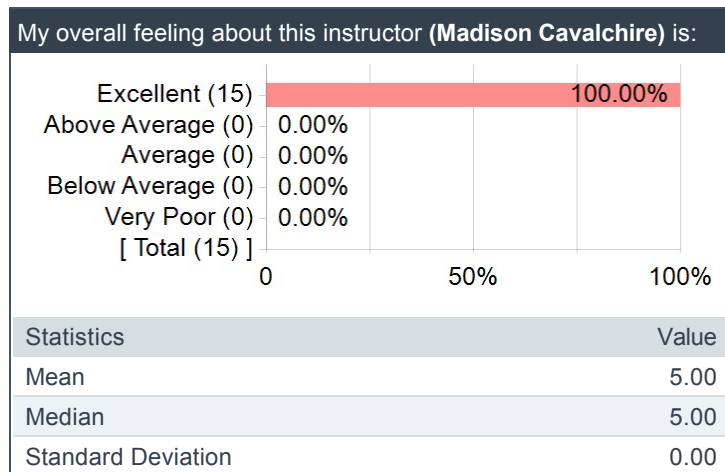
Undergraduate Skills - About Madison Cavalchire

<p>1. The instructor's way of teaching allowed me to develop or enhance the skills covered by the course.</p> <table border="1"> <tr><td>Strongly Agree (13)</td><td>86.67%</td></tr> <tr><td>Agree (2)</td><td>13.33%</td></tr> <tr><td>Neutral (0)</td><td>0.00%</td></tr> <tr><td>Disagree (0)</td><td>0.00%</td></tr> <tr><td>Strongly Disagree (0)</td><td>0.00%</td></tr> <tr><td>[Total (15)]</td><td></td></tr> </table>		Strongly Agree (13)	86.67%	Agree (2)	13.33%	Neutral (0)	0.00%	Disagree (0)	0.00%	Strongly Disagree (0)	0.00%	[Total (15)]		<p>2. The instructor provided useful examples to illustrate the principles behind skills taught in the course.</p> <table border="1"> <tr><td>Strongly Agree (14)</td><td>93.33%</td></tr> <tr><td>Agree (1)</td><td>6.67%</td></tr> <tr><td>Neutral (0)</td><td>0.00%</td></tr> <tr><td>Disagree (0)</td><td>0.00%</td></tr> <tr><td>Strongly Disagree (0)</td><td>0.00%</td></tr> <tr><td>[Total (15)]</td><td></td></tr> </table>		Strongly Agree (14)	93.33%	Agree (1)	6.67%	Neutral (0)	0.00%	Disagree (0)	0.00%	Strongly Disagree (0)	0.00%	[Total (15)]	
Strongly Agree (13)	86.67%																										
Agree (2)	13.33%																										
Neutral (0)	0.00%																										
Disagree (0)	0.00%																										
Strongly Disagree (0)	0.00%																										
[Total (15)]																											
Strongly Agree (14)	93.33%																										
Agree (1)	6.67%																										
Neutral (0)	0.00%																										
Disagree (0)	0.00%																										
Strongly Disagree (0)	0.00%																										
[Total (15)]																											
<table border="1"> <tr><th>Statistics</th><th>Value</th></tr> <tr><td>Mean</td><td>4.87</td></tr> <tr><td>Median</td><td>5.00</td></tr> <tr><td>Standard Deviation</td><td>0.35</td></tr> </table>	Statistics	Value	Mean	4.87	Median	5.00	Standard Deviation	0.35	<table border="1"> <tr><th>Statistics</th><th>Value</th></tr> <tr><td>Mean</td><td>4.93</td></tr> <tr><td>Median</td><td>5.00</td></tr> <tr><td>Standard Deviation</td><td>0.26</td></tr> </table>	Statistics	Value	Mean	4.93	Median	5.00	Standard Deviation	0.26										
Statistics	Value																										
Mean	4.87																										
Median	5.00																										
Standard Deviation	0.35																										
Statistics	Value																										
Mean	4.93																										
Median	5.00																										
Standard Deviation	0.26																										
<p>3. The instructor was able to demonstrate the skills taught in the course.</p> <table border="1"> <tr><td>Strongly Agree (15)</td><td>100.00%</td></tr> <tr><td>Agree (0)</td><td>0.00%</td></tr> <tr><td>Neutral (0)</td><td>0.00%</td></tr> <tr><td>Disagree (0)</td><td>0.00%</td></tr> <tr><td>Strongly Disagree (0)</td><td>0.00%</td></tr> <tr><td>[Total (15)]</td><td></td></tr> </table>		Strongly Agree (15)	100.00%	Agree (0)	0.00%	Neutral (0)	0.00%	Disagree (0)	0.00%	Strongly Disagree (0)	0.00%	[Total (15)]															
Strongly Agree (15)	100.00%																										
Agree (0)	0.00%																										
Neutral (0)	0.00%																										
Disagree (0)	0.00%																										
Strongly Disagree (0)	0.00%																										
[Total (15)]																											
<table border="1"> <tr><th>Statistics</th><th>Value</th></tr> <tr><td>Mean</td><td>5.00</td></tr> <tr><td>Median</td><td>5.00</td></tr> <tr><td>Standard Deviation</td><td>0.00</td></tr> </table>	Statistics	Value	Mean	5.00	Median	5.00	Standard Deviation	0.00																			
Statistics	Value																										
Mean	5.00																										
Median	5.00																										
Standard Deviation	0.00																										

Undergraduate Skills - About Madison Cavalchire (School Norm)

Question	Course						School (SOJ-ORG)					
	Response Count	Mean	Standard Deviation	Median	Min	Max	Response Count	Mean	Standard Deviation	Median	Min	Max
The instructor's way of teaching allowed me to develop or enhance the skills covered by the course.	15	4.87	0.35	5.00	4.00	5.00	889	4.52	0.76	5.00	1.00	5.00
The instructor provided useful examples to illustrate the principles behind skills taught in the course.	15	4.93	0.26	5.00	4.00	5.00	889	4.62	0.69	5.00	1.00	5.00
The instructor was able to demonstrate the skills taught in the course.	15	5.00	0.00	5.00	5.00	5.00	886	4.68	0.60	5.00	1.00	5.00
Overall	-	4.93	0.25	-	-	-	-	4.61	-	-	-	-

My overall feeling about this instructor (Madison Cavalchire) is:



My overall feeling about this instructor (Madison Cavalchire) is: (School Norm)

Question	Course						School (SOJ-ORG)					
	Response Count	Mean	Standard Deviation	Median	Min	Max	Response Count	Mean	Standard Deviation	Median	Min	Max
My overall feeling about this instructor (Madison Cavalchire) is:	15	5.00	0.00	5.00	5.00	5.00	2285	4.59	0.71	5.00	1.00	5.00
Overall	-	5.00	0.00	-	-	-	-	4.59	-	-	-	-

Please use this space to comment on any of the previous items in relation to the instructor, Madison Cavalchire.

Comments
I thought Professor Cavalchire was a great professor, very welcoming and nice to all her students. Work load was always doable and achievable. However, grading sometimes felt subjective and condescending.
She is amazing!
She's amazing.
Madison is one of the best professors I've had in the Hussman School. So sad she is leaving next semester!! She is very informative, interesting, and approachable. This class has a reputation for being not fun and kind of awful, but Madison made it really great.
excellent teacher, made a difficult class manageable !
Professor Cavalchire is one of my favorite professors. I can't stress enough how helpful she was throughout the semester. She gave detailed feedback and genuinely wanted to help. She also did a great job of creating an open and comfortable class environment, whether that was on Zoom or in person. I never felt hesitant to ask a question. My experience with Professor C's class reassured me that I chose the right major.
Wonderful instructor to have, never a dull moment and even if there is, she'll be sure to give you a heads up and find ways to make it entertaining
Professor Cavalchire is just amazing!
My favorite class and instructor so far at UNC!
you grade a little hard but it is helpful. love you <3
Madison is a great professor, and it is very clear that she is passionate about what we do in the class and her students. She is very upfront about the class, the assignments, and everything else. She does a great job guiding students through the harder parts of assignments and using examples to illustrate what the assignments are supposed to look like. Overall, I think that MEJO 121 is really hard, so I'm glad that I got Madison as a professor.
She is clearly experienced and passionate about the subject matter, and a very nice and personable teacher.

