



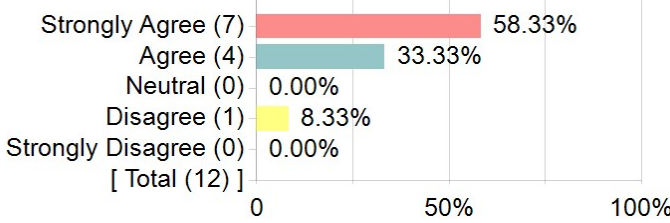
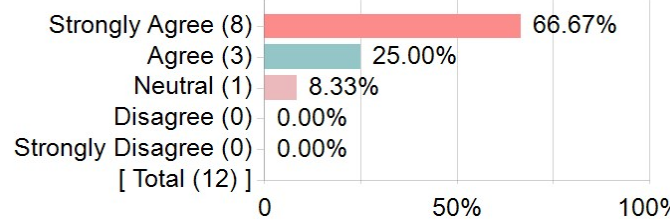
MEJO Individual Evaluation Report for MEJO 121-014 INTRO TO DIGITAL STORYTELLING by Madison Cavalchire

Project Title: **UNC Hussman School of Journalism and
Media Course Evaluations for Spring 2020**

Course Audience: **20**
Responses Received: **12**
Response Ratio: **60.0%**

Creation Date: **Friday, June 12, 2020**

Common Questions About the Course

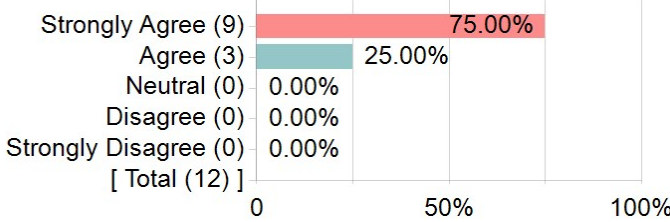
1. The course syllabus, learning objectives, schedule and grading scheme were clear to me.	2. The course content included a variety of cultures and/or perspectives, acknowledging diversity of society, thought and opinion.																
																	
<table border="1"> <thead> <tr> <th>Statistics</th> <th>Value</th> </tr> </thead> <tbody> <tr> <td>Mean</td> <td>4.42</td> </tr> <tr> <td>Median</td> <td>5.00</td> </tr> <tr> <td>Standard Deviation</td> <td>0.90</td> </tr> </tbody> </table>	Statistics	Value	Mean	4.42	Median	5.00	Standard Deviation	0.90	<table border="1"> <thead> <tr> <th>Statistics</th> <th>Value</th> </tr> </thead> <tbody> <tr> <td>Mean</td> <td>4.58</td> </tr> <tr> <td>Median</td> <td>5.00</td> </tr> <tr> <td>Standard Deviation</td> <td>0.67</td> </tr> </tbody> </table>	Statistics	Value	Mean	4.58	Median	5.00	Standard Deviation	0.67
Statistics	Value																
Mean	4.42																
Median	5.00																
Standard Deviation	0.90																
Statistics	Value																
Mean	4.58																
Median	5.00																
Standard Deviation	0.67																

Common Questions About the Course (School Norm)

Question	Course						School (SOJ-ORG)					
	Response Count	Mean	Standard Deviation	Median	Min	Max	Response Count	Mean	Standard Deviation	Median	Min	Max
The course syllabus, learning objectives, schedule and grading scheme were clear to me.	12	4.42	0.90	5.00	2.00	5.00	2184	4.41	0.88	5.00	1.00	5.00
The course content included a variety of cultures and/or perspectives, acknowledging diversity of society, thought and opinion.	12	4.58	0.67	5.00	3.00	5.00	2154	4.46	0.78	5.00	1.00	5.00
Overall	-	4.50	0.78	-	-	-	-	4.43	-	-	-	-

Undergraduate Skills - About the Course

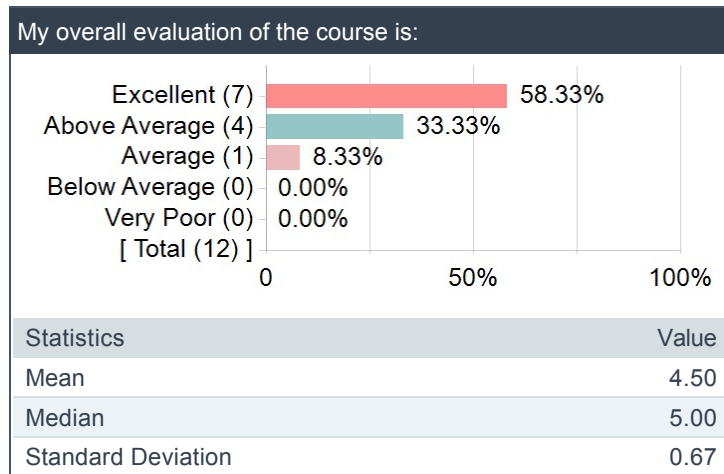
The course helped me develop the ability to communicate clearly about this subject.

The course helped me develop the ability to communicate clearly about this subject.									
	<table border="1"> <thead> <tr> <th>Statistics</th> <th>Value</th> </tr> </thead> <tbody> <tr> <td>Mean</td> <td>4.75</td> </tr> <tr> <td>Median</td> <td>5.00</td> </tr> <tr> <td>Standard Deviation</td> <td>0.45</td> </tr> </tbody> </table>	Statistics	Value	Mean	4.75	Median	5.00	Standard Deviation	0.45
Statistics	Value								
Mean	4.75								
Median	5.00								
Standard Deviation	0.45								

Undergraduate Skills - About the Course (School Norm)

Question	Course						School (SOJ-ORG)					
	Response Count	Mean	Standard Deviation	Median	Min	Max	Response Count	Mean	Standard Deviation	Median	Min	Max
The course helped me develop the ability to communicate clearly about this subject.	12	4.75	0.45	5.00	4.00	5.00	1056	4.53	0.72	5.00	1.00	5.00
Overall	-	4.75	0.45	-	-	-	-	4.53	-	-	-	-

My overall evaluation of the course is:



My overall evaluation of the course is: (School Norm)

Question	Course						School (SOJ-ORG)					
	Response Count	Mean	Standard Deviation	Median	Min	Max	Response Count	Mean	Standard Deviation	Median	Min	Max
My overall evaluation of the course is:	12	4.50	0.67	5.00	3.00	5.00	2185	4.36	0.87	5.00	1.00	5.00
Overall	-	4.50	0.67	-	-	-	-	4.36	-	-	-	-

Please use this space to comment on any of the previous items in relation to the course:

Comments
Always gave good feedback
Professor Cavalchire was an excellent professor and was my favorite professor this semester!
I loved the creativity and freedom this course offered, especially concerning the video projects. The web design was also enjoyable, and very helpful for the future
FilmMic Pro is not worth spending money on it. I think the school should find another app to use for filming.

Questions About Madison Cavalchire

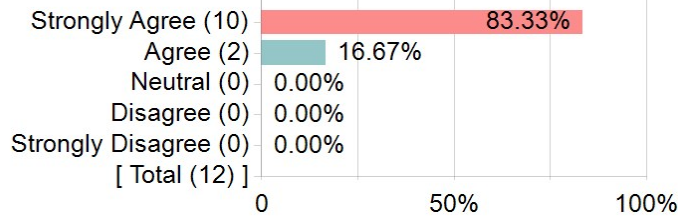
1. The instructor provided opportunities to ask questions of and/or provide comments to the instructor (in class, during office hours, via e-mail, etc.).		2. The instructor provided feedback that allowed me to improve upon my work throughout the semester.	
<p>Strongly Agree (11) 91.67%</p> <p>Agree (1) 8.33%</p> <p>Neutral (0) 0.00%</p> <p>Disagree (0) 0.00%</p> <p>Strongly Disagree (0) 0.00%</p> <p>[Total (12)]</p>		<p>Strongly Agree (10) 83.33%</p> <p>Agree (1) 8.33%</p> <p>Neutral (0) 0.00%</p> <p>Disagree (1) 8.33%</p> <p>Strongly Disagree (0) 0.00%</p> <p>[Total (12)]</p>	
Statistics	Value	Statistics	Value
Mean	4.92	Mean	4.67
Median	5.00	Median	5.00
Standard Deviation	0.29	Standard Deviation	0.89

Questions About Madison Cavalchire (School Norm)

Question	Course						School (SOJ-ORG)					
	Response Count	Mean	Standard Deviation	Median	Min	Max	Response Count	Mean	Standard Deviation	Median	Min	Max
The instructor provided opportunities to ask questions of and/or provide comments to the instructor (in class, during office hours, via e-mail, etc.).	12	4.92	0.29	5.00	4.00	5.00	2415	4.73	0.56	5.00	1.00	5.00
The instructor provided feedback that allowed me to improve upon my work throughout the semester.	12	4.67	0.89	5.00	2.00	5.00	2411	4.43	0.89	5.00	1.00	5.00
Overall	-	4.79	0.66	-	-	-	-	4.58	-	-	-	-

CV19 Online Question About the Instructor

The instructor effectively handled the mid-semester transition from in-person instruction to online instruction, made necessary by attempts to slow the spread of the Coronavirus.



Statistics	Value
Mean	4.83
Median	5.00
Standard Deviation	0.39

CV19 Online Question About the Instructor (School Norm)

Question	Course						School (SOJ-ORG)					
	Response Count	Mean	Standard Deviation	Median	Min	Max	Response Count	Mean	Standard Deviation	Median	Min	Max
The instructor effectively handled the mid-semester transition from in-person instruction to online instruction, made necessary by attempts to slow the spread of the Coronavirus.	12	4.83	0.39	5.00	4.00	5.00	2033	4.62	0.73	5.00	1.00	5.00
Overall	-	4.83	0.39	-	-	-	-	4.62	-	-	-	-

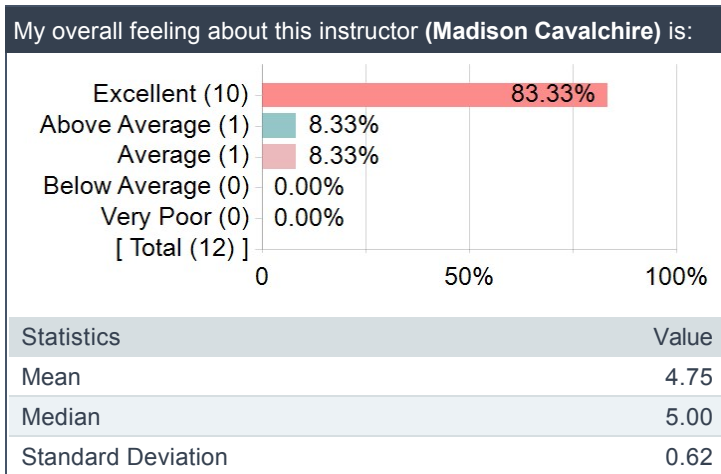
Undergraduate Skills - About Madison Cavalchire

1. The instructor's way of teaching allowed me to develop or enhance the skills covered by the course.		2. The instructor provided useful examples to illustrate the principles behind skills taught in the course.	
<p>Strongly Agree (9) 75.00%</p> <p>Agree (3) 25.00%</p> <p>Neutral (0) 0.00%</p> <p>Disagree (0) 0.00%</p> <p>Strongly Disagree (0) 0.00%</p> <p>[Total (12)]</p>		<p>Strongly Agree (8) 66.67%</p> <p>Agree (4) 33.33%</p> <p>Neutral (0) 0.00%</p> <p>Disagree (0) 0.00%</p> <p>Strongly Disagree (0) 0.00%</p> <p>[Total (12)]</p>	
Statistics	Value	Statistics	Value
Mean	4.75	Mean	4.67
Median	5.00	Median	5.00
Standard Deviation	0.45	Standard Deviation	0.49
3. The instructor was able to demonstrate the skills taught in the course.			
<p>Strongly Agree (10) 83.33%</p> <p>Agree (2) 16.67%</p> <p>Neutral (0) 0.00%</p> <p>Disagree (0) 0.00%</p> <p>Strongly Disagree (0) 0.00%</p> <p>[Total (12)]</p>			
Statistics	Value		
Mean	4.83		
Median	5.00		
Standard Deviation	0.39		

Undergraduate Skills - About Madison Cavalchire (School Norm)

Question	Course						School (SOJ-ORG)					
	Response Count	Mean	Standard Deviation	Median	Min	Max	Response Count	Mean	Standard Deviation	Median	Min	Max
The instructor's way of teaching allowed me to develop or enhance the skills covered by the course.	12	4.75	0.45	5.00	4.00	5.00	1056	4.52	0.80	5.00	1.00	5.00
The instructor provided useful examples to illustrate the principles behind skills taught in the course.	12	4.67	0.49	5.00	4.00	5.00	1057	4.62	0.70	5.00	1.00	5.00
The instructor was able to demonstrate the skills taught in the course.	12	4.83	0.39	5.00	4.00	5.00	1056	4.64	0.66	5.00	1.00	5.00
Overall	-	4.75	0.44	-	-	-	-	4.60	-	-	-	-

My overall feeling about this instructor (Madison Cavalchire) is:



My overall feeling about this instructor (Madison Cavalchire) is: (School Norm)

Question	Course						School (SOJ-ORG)					
	Response Count	Mean	Standard Deviation	Median	Min	Max	Response Count	Mean	Standard Deviation	Median	Min	Max
My overall feeling about this instructor (Madison Cavalchire) is:	12	4.75	0.62	5.00	3.00	5.00	2417	4.56	0.78	5.00	1.00	5.00
Overall	-	4.75	0.62	-	-	-	-	4.56	-	-	-	-

Please use this space to comment on any of the previous items in relation to the instructor Madison Cavalchire.

Comments
Madison is a wonderful professor that is also an expert in her field.
Beautiful, no complaints about this class
I think that we could have been given a bit more of a heads up on how quickly deadlines approach. For the video portion of the semester she sort of made it sound like we would have the entire semester to do it and then all of a sudden it was due the next week. Maybe just clearly define the difference in deadlines at the beginning of the semester. Other than that she was always so positive and very clear in her directions.

Please comment on the quality of support you received from this instructor, Madison Cavalchire.

Comments
Prof Cavalchire was a great instructor who always had time to help out anyone who needed it and gave clear and concise instructions. Her classes were always interesting and she always gave great feedback.
Amazing instructor! Loved working with Madison this semester. Very supportive of students
Professor Cavalchire was incredible. Really loved how she taught and was very helpful with all the technical difficulties and responded in a very timely manner.
Very supportive! On of the BEST instructors I have ever had here at UNC
Beautiful
Madison is a true gem. I was upset because I was originally signed up specifically for a different instructor and they didn't end up teaching but boy did I luck out with Madison. She is wonderful to talk to and I am happy to have had her as an instructor.
Ms. Cavalchire was awesome and so supportive during the transition! She provided so many opportunities to ask her questions about assignments and made sure to ask how you were doing whenever you talked to her.

